


## RADIATOR CAPS (ORIGINAL EQUIPMENT STYLE)




ATLAS OBSOLETE	QTY REQ	PLYMOUTH	DODGE	DESOTO	CHRYSLER/ IMPERIAL
812-050 UN-PRESSURIZED	1	1935-36 all PLYMOUTH	1935-36 all DODGE	1935-36 all DESOTO	1935-36 all CHRYSLER
812-049 UN-PRESSURIZED	1	1937-38 all PLYMOUTH	1937-38 all DODGE	1937-38 all DESOTO	1937-38 all CHRYSLER
812-048 UN-PRESSURIZED	1	1939-48 all PLYMOUTH	1939-48 all DODGE	1939-48 all DESOTO	1939-48 all CHRYSLER
812-046 4-PSI	1	1949-54 all PLYMOUTH 1955-56 w/ 4-PSI	1949-54 all DODGE 1955-56 w/ 4-PSI	1949-54 all DESOTO 1955-56 w/ 4-PSI	1949-54 all CHRYSLER 1955-56 w/ 4-PSI
812-043 7-PSI	1	1955-56 w/ 7-PSI	1955-56 w/ 7-PSI	1955-56 w/ 7-PSI	1955-56 w/ 7-PSI
812-177 14-PSI	1	1957-59 all PLYMOUTH	1957-59 all DODGE	1957-59 all DESOTO	1957-59 all CHRYSLER

## STRAIGHT RADIATOR HOSE & CLAMPS



**SMOOTH JACKET RADIATOR HOSE (1934-48)**

810-093: UPPER (1.75" ID)  
810-101: LOWER (1.50" ID)

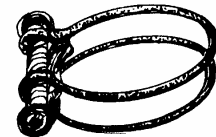


**LOWER HOUSE METAL ELBOW**

810-168: 1935-36  
all  
1937-38  
DESOTO  
CHRYSLER

810-167: 1937-38  
PLYMOUTH  
DODGE  
1939-40  
all  
1941-48  
DODGE

810-169 1941-48  
PLYMOUTH



**ORIGINAL STYLE HOSE CLAMPS**

825-339: UPPER  
825-338: LOWER

